



**NCEC**  
Part of Ricardo



SUPPORTED BY

**JOIFF**

# EIGHT PHASE APPROACH TO INCIDENT SCENE MANAGEMENT

## Phase 2

### Mobilisation and safe approach





**Ed Sullivan**

Hazardous Materials Principal  
Consultant,  
NCEC



**Megan Thomas**

Assistant Operations  
Manager,  
London Fire Brigade Control



**Dr. Nigel Blumire**

Training Product  
Manager,  
NCEC



**Jon Crawley**

Hazmat Trainer,  
Ex-fire and rescue service  
officer and COMAH expert

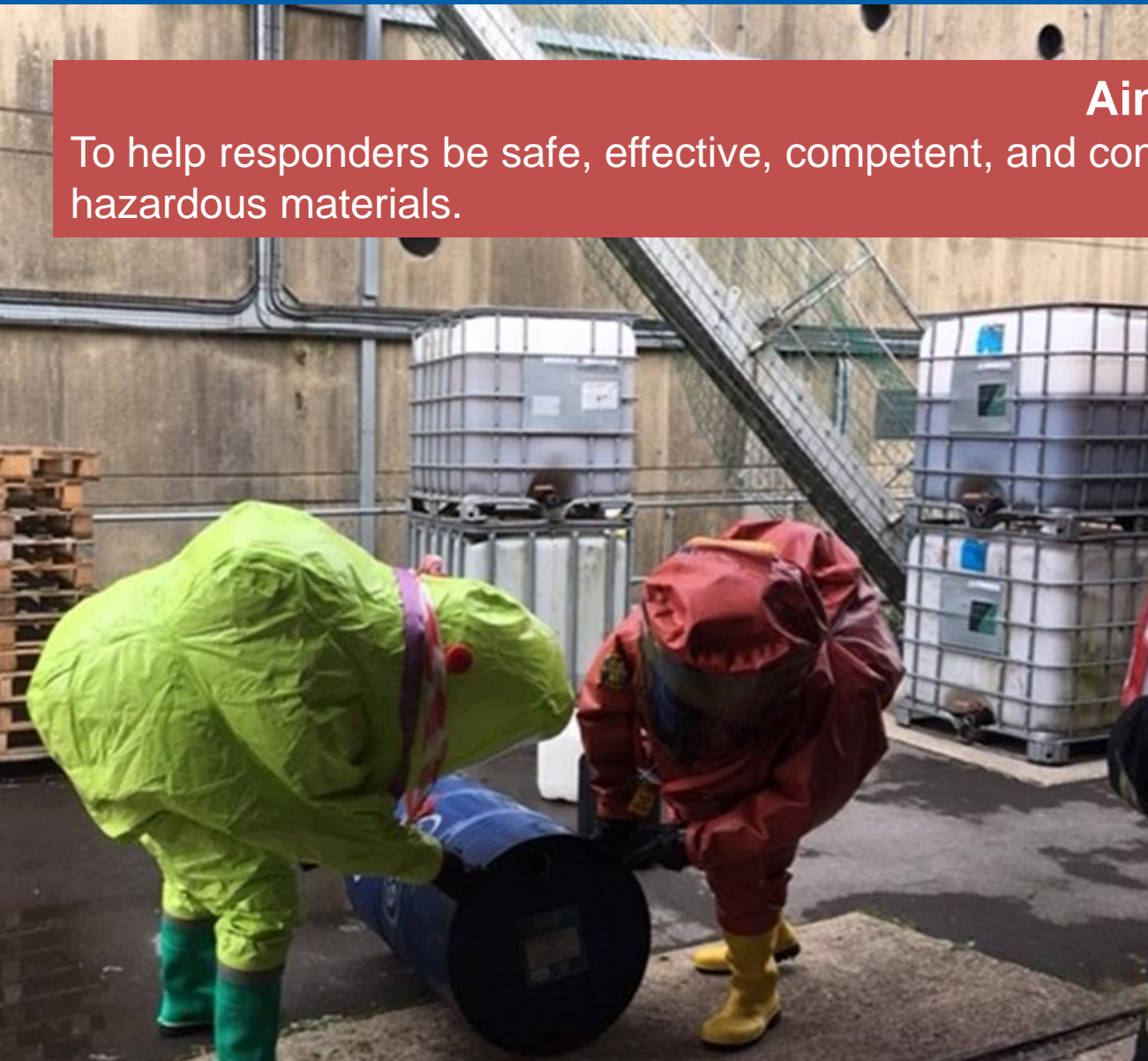
# Eight phase approach



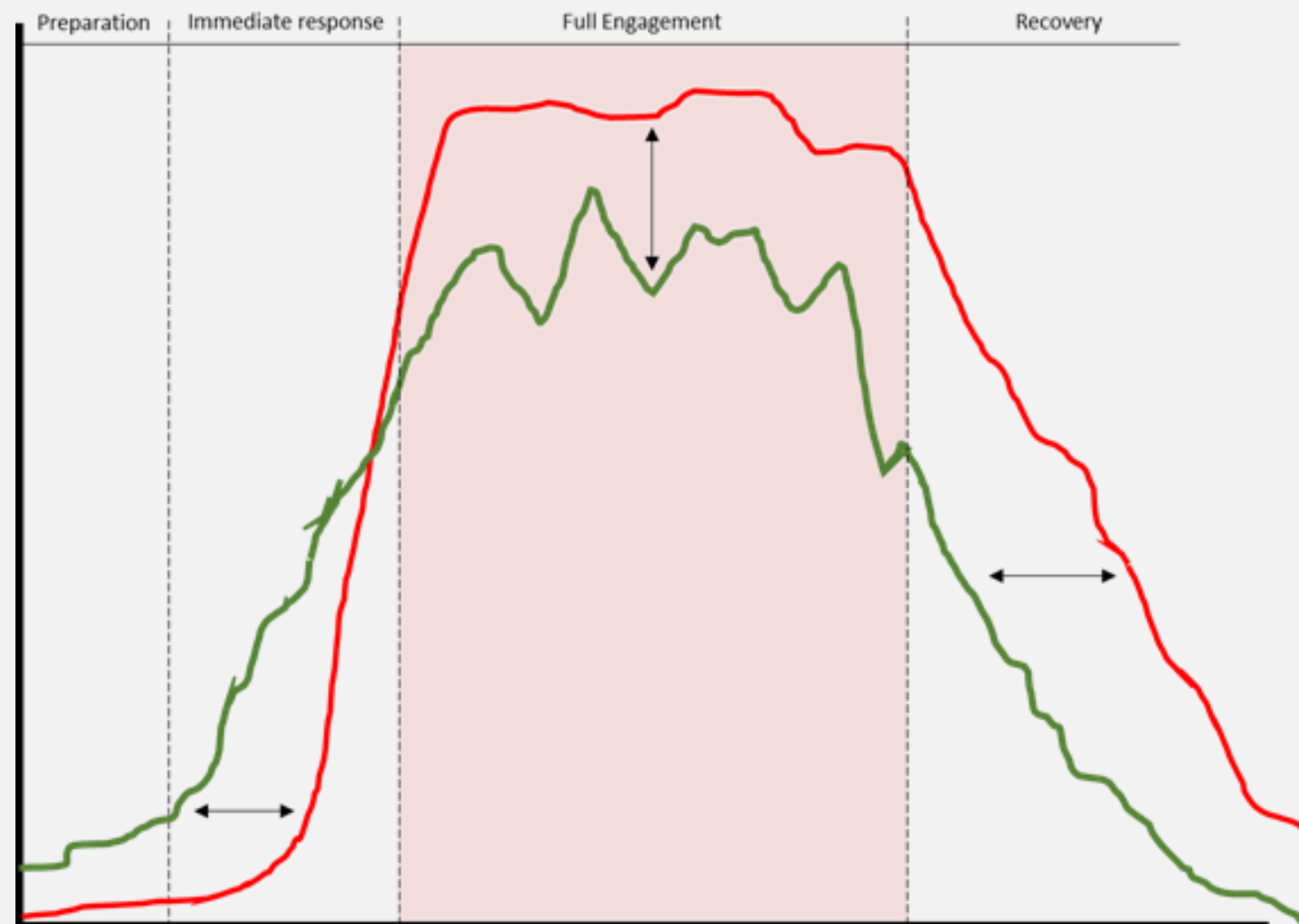
**NCEC**  
Part of Ricardo

## Aim

To help responders be safe, effective, competent, and confident during their response to an incident involving hazardous materials.



- Risk awareness and pre-planning.
- Hazmat training.
- Standard operating procedures (SOPs).
- Information retrieval.
- Proportionality.





How do you get the right resources to an incident?

What information is needed to make the assessment?



# Safe approach



**NCEC**  
Part of Ricardo



Google

Imagery ©2021 Google, Imagery ©2021 Infoterra Ltd & Bluesky, Maxar Technologies, The GeoInformation Group, Map data ©2021

United Kingdom

Terms

Privacy

Send feedback

50 m

# Initial information gathering



**NCEC**  
Part of Ricardo

Turn-out information from fire control.

RVPs, will they be required?

Initial cordons critical at hazmat incidents! Why?

Approach route, safety for all responders including police and ambulance!

What is involved?

Where is it involved/located?

What quantities are involved?

Initial observations prior to arrival.




- Use weather information to ensure an upwind approach where possible.
- Approach from higher ground where possible, especially when dealing with liquids.
- Stay clear of vapour, fumes, smoke and spills.
- Slow your approach speed.
- Use your senses and incident indicators.
- Do not park in potential blast/hazard zone.
- Establish command post in a safe location – uphill and upwind.
- Remember downwind, dilution, obstacle, oscillation and retention (DDOOR), if dealing with a vapour/gas or plume in a built up area.
- Consider the generic initial cordon guidance.



# Cordons



NCEC  
Part of Ricardo





Gathering as much information as possible whilst on route to incidents



Consider what resources you will need, where they will come from, and what you plan on doing with them.



Consider what hazards and risks you may face both on route and when making your final approach. Remember – you may only get one chance to make a safe approach to an incident involving hazmats.



NCEC's Hazmat Academy training prospectus



Eight phase approach to incident scene management



Hazmat response: the significance of the first 20 minutes as a first responder



Next Generation Virtual Business Summit: Virtual Hazmat 2021



Global 24/7 telephone emergency response helpline



Next Generation Virtual Business Summit: Planning and implementing a proportionate response to a chemical incident



HazmatSOS – for international emergency services



Chemdata



# Question and answer session



**NCEC**  
Part of Ricardo



# Contact us



**NCEC**  
Part of Ricardo



**Ed Sullivan**  
Hazmat Lead, NCEC



**Dr. Nigel Blumire**  
Training Product Manager, NCEC



[support@thehazmatacademy.co.uk](mailto:support@thehazmatacademy.co.uk)



+44 (0)1235 753654



[thehazmatacademy.co.uk](http://thehazmatacademy.co.uk)